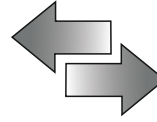


はずるTM HUZZLE[®]

Huzzle Cast Cage

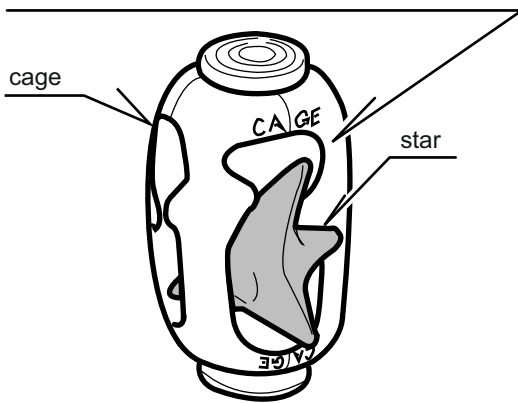


Assembled

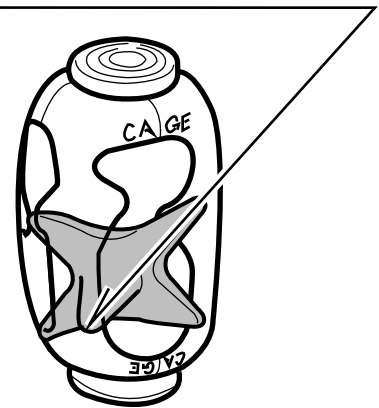


Disassembled

- ① Start
Look for the window shaped like this



- ② Make the shortest leg of the star touch this part inside the cage



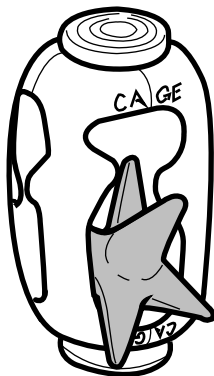
See-through view

- ③ Place the star so that the legs of the star with the shallower angle face up and down




Two legs of the star should be poking out of the cage

- ④ Position so three legs outside the cage



- ⑤ Pull the star while twisting towards yourself and the star comes out



Designer:

© 1997, 2018 Hanayama Co., Ltd.
All Rights Reserved



Exclusive European distribution
by Eureka bvba - 2800 Mechelen, Belgium